

HyVision and SafeVision

Valve Position Monitoring



- *Kwik Set switch position setting*
- *High visibility visual indication*
- *Eliminates additional Junction Boxes*
- *Suitable for bus communication*
- *Corrosion Resistant*

HYTORK 


EMERSON[™]
Process Management

HyVision and SafeVision Engineered Valve Position Monitoring integrated with your actuator

Rugged & Corrosion Resistant

To meet the challenges of today's process environments, both enclosures are manufactured from state-of-the-art materials that provide superior strength and maximum resistance to attack from corrosives.

Visual Indication

HYTORK's visual indication is the largest, most easily seen indicator available. Protected by the virtually unbreakable polycarbonate cover, accurate position indication can be viewed from almost any angle.

Switches

Both enclosures accept a large choice of switch designs, including hermetically sealed reed switches, V3 micro switches, proximity sensors, plus other control accessories. Up to four switches and other feedback devices can be installed. *The right choice for your application.*

Easy Switch Position Setting

Both enclosures feature Kwik Set Cam adjustment for easy, precision position indication and calibration.

Superior Sealing

"O" ring seals are used to provide reliable protection against the ingress of solids and liquids.

A Multiple Use Junction Box


Both enclosures are available with multiple conduit entries and multiple internal terminal wiring strips. Efficient use of the housings eliminates the need for separate electrical junction boxes. Solenoid valves, limit switches and other feedback devices can all be wired in this one single enclosure. *A real cost and time saver.*

VDI/VDE Accessory Mounting

All HYTORK enclosures meet the VDI/VDE international accessory mounting standards for ease of assembly and application. An universal VDI/VDE accessory mounting platform is available.

Bus Communication

Both enclosures are suitable for bus communication technologies (AS-interface, Profibus DP and PA).



- **Micro switch,**
Proximity Sensor, Reed switch,
and Pneumatic switch options
- **High visibility visual indication**
- **Flow path monitoring for multiport valves**
- **Eliminates additional Junction Boxes**
- **Kwik Set switch position setting**
- **Suitable for bus communication**
- **Corrosion Resistant**



HyVision

A rugged, corrosion resistant enclosure for environments that require a weatherproof IP66 rating. The base is manufactured from composite resin and the indicator cover from high impact polycarbonate. Available with up to 3 conduit entries and switch wiring for up to 16 terminals. HYVision Zone 2 (EEx N IIC T6) utilises specially rated components and is certified to CENELEC Zone 2 Specifications.



SafeVision

A rugged, explosion proof enclosure, designed to meet CENELEC EN 50 018 Code EExd requirements. A two part epoxy coating provides a corrosion resistant exterior to the aluminium housing. Also available in COMMANDO bonded coating for more aggressive environments. The indicator cover is manufactured from high impact polycarbonate. Also available without visual indication. Available with up to 4 conduit entries and switch wiring for up to 20 terminals. The unique split shaft design allows the cover and visual indicator to be removed as a complete unit within the smallest possible space.

Specifications

General Specifications

Temperature Range:

Standard: -40°C to 100°C (-40°F - 212°F)

Visual Indicator Options:

0° to 90°

0° to 180°

Many Flow Path Monitoring Options.

Alternative Colours and Languages available on request.



Standard Electrical Thread Forms:

Standard: M20

Optional: M25

1/2" & 3/4" NPT Threads

PG13.5 European

Compatible Switch Options:

Standard: 2 x V3 SPDT

Mechanical Micro Switches

Optional: 1 - 4 Switches

- Proximity Sensors

- DPDT Switches

- Reed Switches

- Pneumatic Switches

Mechanical Switches

Electrical Ratings (Resistive Loads)

SPDT		
AMPs	VAC	VDC
15	125	-
15	250	-
0.5	-	125
0.25	-	250

DPDT	
AMPs	VAC
10	125
10	250
-	-
-	-

Hazardous area selection guide

Area Classification	CENELEC Coding	Protection Method
Zone 0	EExia IIC T6	Intrinsic Safety HyVision or SafeVision with certified proximity sensors
Zone 1	EExd IIB T6	Explosion Proof SafeVision DEMCO certified 98D-124162
Zone 2	EExn (N) IIC T6	Non-incendive HyVision Zone 2 certified Ex 94Y4004
Ingress protection	IP67 IP66	SafeVision HyVision

Impact tested and certified

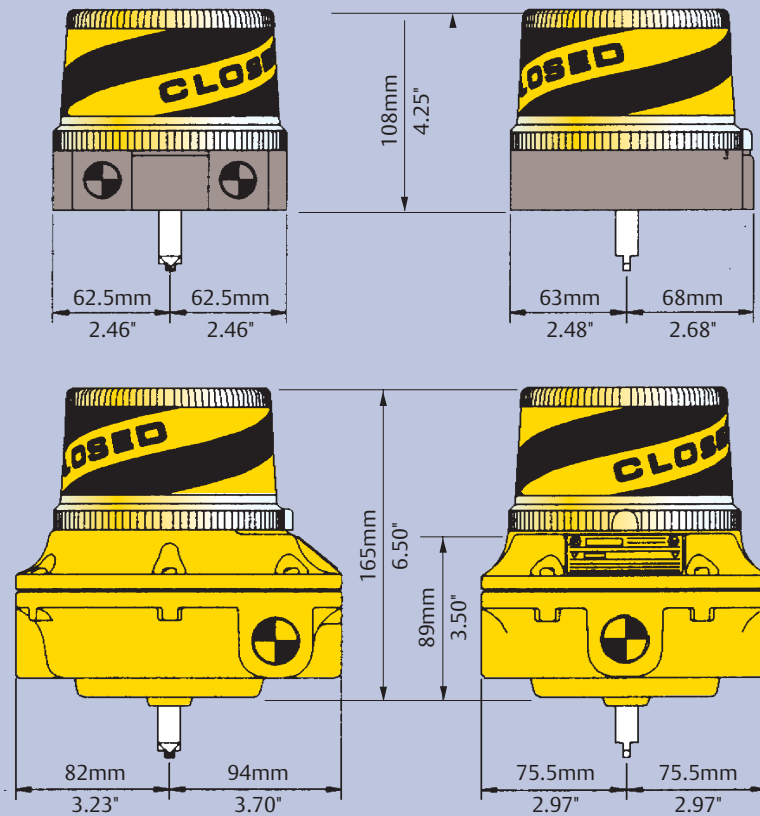


Specifications Bus components

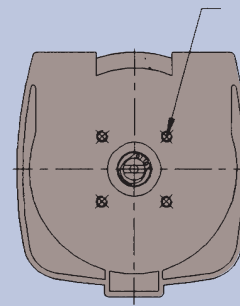


Specification	HyVision Profibus® DP	HyVision Profibus® PA	HyVision ASI
Fieldbus Card: I/O Input Output Operating temperature	2 for position indication 2 for one or two solenoids -25° to +80°C -13° to +176°F	2 for position indication 2 for one or two solenoids -25° to +80°C -13° to +176°F	2 for position indication 1 for the solenoid valve -25° to +80°C -13° to +176°F
Power supply Max. current Isolation	24VDC 252mA Galvanic	By the bus system 16mA (inc. solenoid) -/-	By the bus system 100mA -/-
Solenoid: Type Supply	Single or dual coil 24 VDC, 2.6 W max.	Single or dual coil solenoid with piezotronic component	Single coil 24 VDC, 2.6 W max.

Dimensions

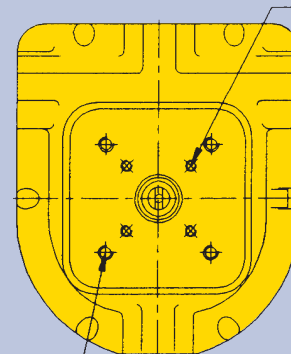


Mounting Details



Metric
4 holes
M6 x12mm
deep equi-spaced
on a 50mm PCD

Imperial
4 holes
1/4"-20UNC x 5/8"
deep equi-spaced
on a 1.968" PCD



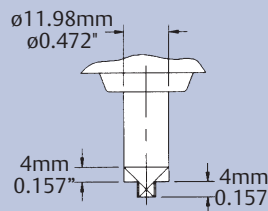
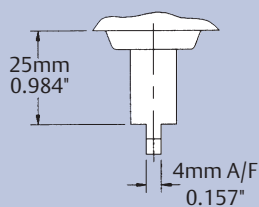
Metric
4 holes
M6 x12mm
deep equi-spaced
on a 50mm PCD

Imperial
4 holes
1/4"-20UNC x 5/8"
deep equi-spaced
on a 1.968" PCD

Metric
4 holes
M8 x10mm
deep on a 2.25"
(57.15mm) square

Imperial
4 holes
3/8"-18UNC x 3/8"
deep on a
2.25" square

Shaft Details



Emerson Process Management
Valve Automation Division
Hytork
6 Bracken Hill
Southwest Industrial Estate
Peterlee, Co. Durham
SR8 2LS
United Kingdom
T: [+44] (0191) 518 00 20
F: [+44] (0191) 518 00 32
E: info.Hytork@EmersonProcess.com

www.hytork.com

HYTORK

Emerson Process Management
Valve Automation Division
Hytork
9009 King Palm Drive
Tampa
Florida
33619
United States of America
T: [+1] (813) 630 22 55
F: [+1] (813) 630 94 49
E: info.Hytork.USA@EmersonProcess.com

Important:

Due to Emerson's continuing commitment to engineered product advancement, data presented herein is subject to change. Pictures, schematics and other graphics contained herein are published for illustration purposes only and do not represent product configurations or functionality.
© 2002 Emerson, All rights reserved. All rights to trade marks reside with their respective owners.

EMERSON
Process Management