

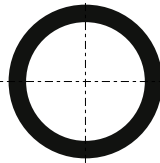
**Data sheet**

Sheet No.: 4.202 Rev. A

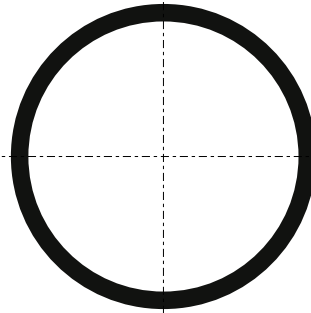
Date: November 2009

**INSTALLATION OF SPRINGS OF E-SERIES ACTUATOR**

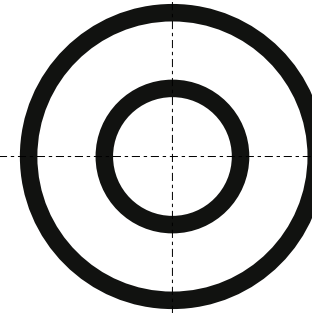
**E**



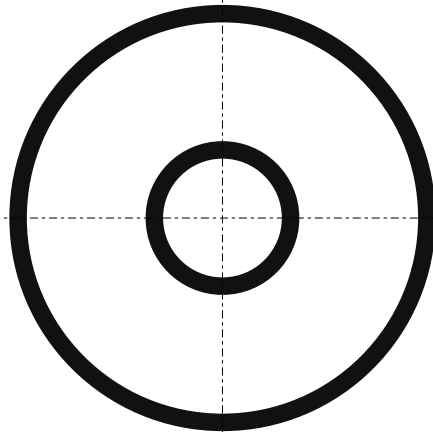
**SPRING SET No. 1**  
inner spring



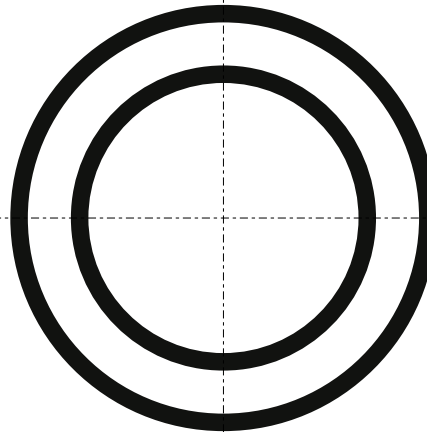
**SPRING SET No. 2**  
mid spring



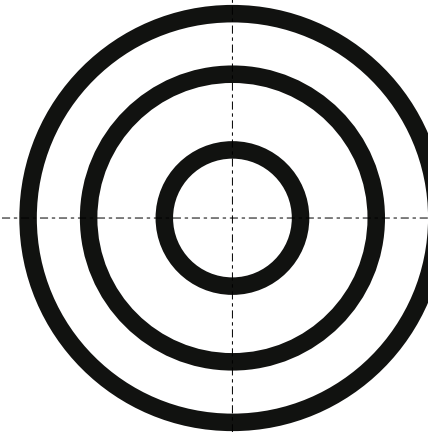
**SPRING SET No. 3**  
inner spring  
mid spring



**SPRING SET No. 4**  
inner spring  
outer spring



**SPRING SET No. 5**  
mid spring  
outer spring



**SPRING SET No. 6**  
inner spring  
mid spring  
outer spring



[www.El-O-matic.com](http://www.El-O-matic.com)

Copyright © Emerson Process Management. The information in this document is subject to change without notice.

Updated data sheets can be obtained from our website [www.El-O-matic.com](http://www.El-O-matic.com) or from your nearest Valve Automation Center **USA:** +1 813 319 0266 **Europe:** +31 74 256 10 10 **Asia-Pacific:** +65 6501 4600



**EMERSON**  
Process Management