

Probe Holder Specification

The PR 6480 probe holder allows mounting of eddy current sensors externally and facilitates tasks such as external sensor adjustments and sensor replacement as required by API 670.

Mechanical options for the probe holder include different thread adapters and sleeve lengths.

Holder material: Stainless steel
Housing (optional): Die cast aluminum, powder coated
Metal protection hose (optional): MPT064/xx, stainless steel



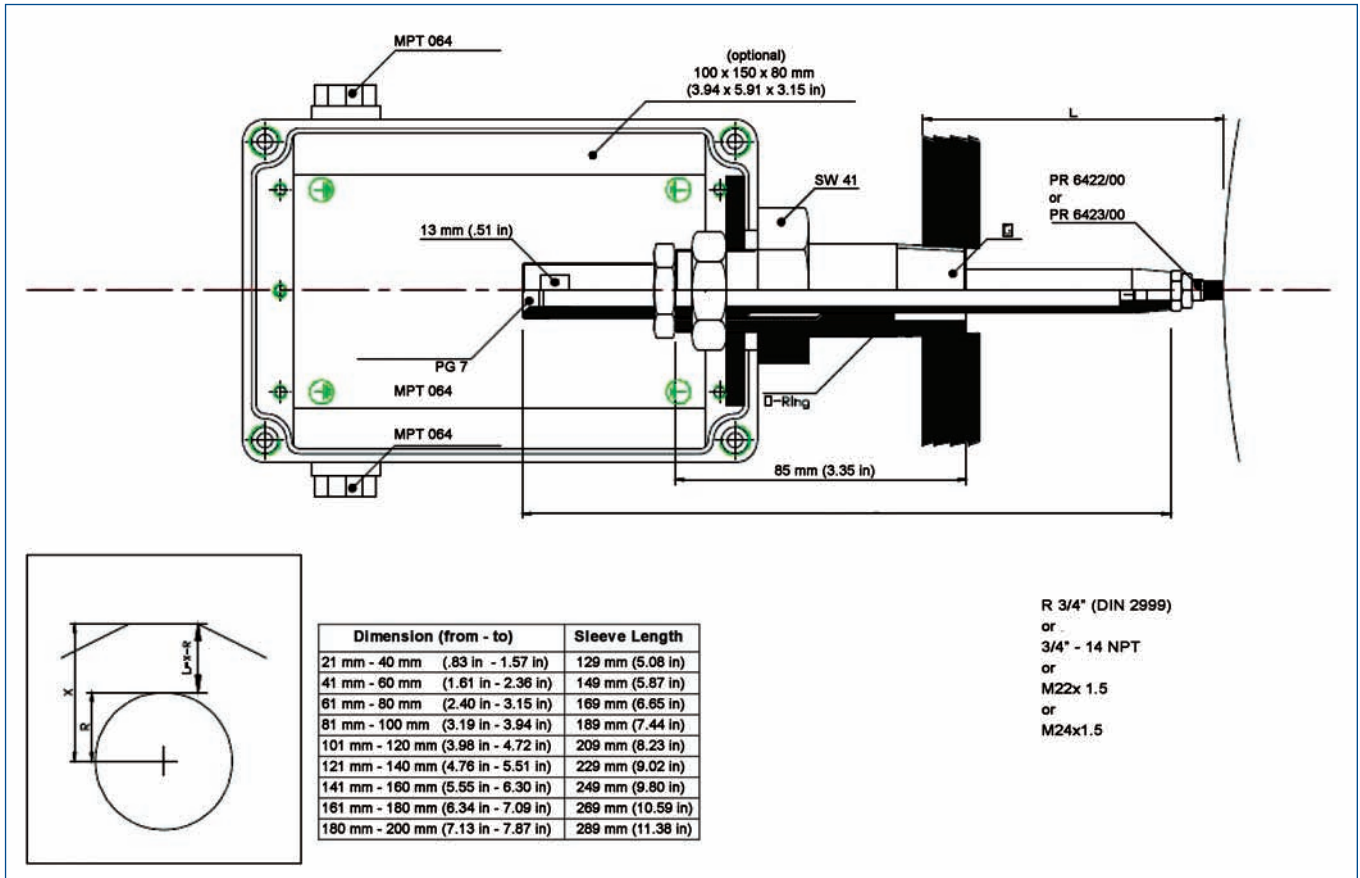


Probe Holder with Housing

| Technical Data | |
|------------------|---|
| Bracket | Aluminum, AL K3 |
| Screws | Stainless steel, DIN 912 |
| Lock washers | 2.041, DIN 463 |
| Net weight | 100 g (3.53 oz) |
| Gross weight | 150 g (5.29 oz) |
| Packaging volume | 1.5 dm ³ (0.053 ft ³) |
| Accessories | 2 screws M5 x 35 mm (.20 x 1.38 in) 2 screws M5 x 40 mm (PMB 022) (.20 x 1.57 in) 2 lock washers |

- Externally adjustable, bearing cover removal not required
- Oil proof sensor sleeve sealed by o-ring
- Large adjustment range, ±10 mm (±0.394")
- Rugged, industrial construction
- Standard housing ready for MPT064 armored jacket connection
- Sensor adjustment without housing
- Signal converter may be mounted in housing
- Optional equipment: different mounting flanges depending on bearing cover thread type

Dimensions



Probe Holder without Housing

Order Matrix, PR 6480

| | PR 6480 | x | x | x | - | x | x | x |
|---|------------------|---|---|--------|---|-------------|--------|-------------|
| Mounting Thread: 3/4" – 14 NPT R 3/4" (DIN 2999) M22 x 1.5 M24 x 1.5 | 0 1 2 3 | | | | - | | | |
| Length (L): 21 – 40 mm (0.827 – 1.57 in) 41 – 60 mm (1.61 – 2.36 in) 61 – 80 mm (2.4 – 3.15 in) 81 – 100 mm (3.19 – 3.94 in) 101 – 120 mm (3.98 – 4.72 in) 121 – 140 mm (4.76 – 5.51 in) 141 – 160 mm (5.55 – 6.3 in) 161 – 180 mm (6.34 – 7.09 in) 181 – 200 mm (7.13 – 7.87 in) (further lengths on request) | | 0 1 2 3 4 5 6 7 8 | | | - | | | |
| For sensor type: PR 6422 PR 6423 | | | | 0 1 | - | | | |
| Housing: Without Standard housing 100 x 150 x 80 mm (39.37 x 5.9 x 3.15 in) Housing for integrated converter | | | | | | 0 1 2 | | |
| Signal converter mounted in the housing: Without CON 021 | | | | | - | | 0 1 | |
| Integrated sensor Without PR 6422/000-000 PR 6423/000-000 | | | | | | | | 0 1 2 |
| | PR 6480 | | | | - | | | |

Emerson Process Management

Asset Optimization Division

835 Innovation Drive
Knoxville, TN 37932 USA
T (865) 675-2400
F (865) 218-1401

©2011, Emerson Process Management.

The contents of this publication are presented for informational purposes only, and while every effort has been made to ensure their accuracy, they are not to be construed as warranties or guarantees, express or implied, regarding the products or services described herein or their use or applicability. All sales are governed by our terms and conditions, which are available on request. We reserve the right to modify or improve the designs or specifications of our products at any time without notice.

All rights reserved. Machinery Health is a mark of one of the Emerson Process Management group of companies. The Emerson logo is a trademark and service mark of Emerson Electric Co. All other marks are the property of their respective owners.



Online Machinery Health Management powers PlantWeb through condition monitoring of mechanical equipment to improve availability and performance.